

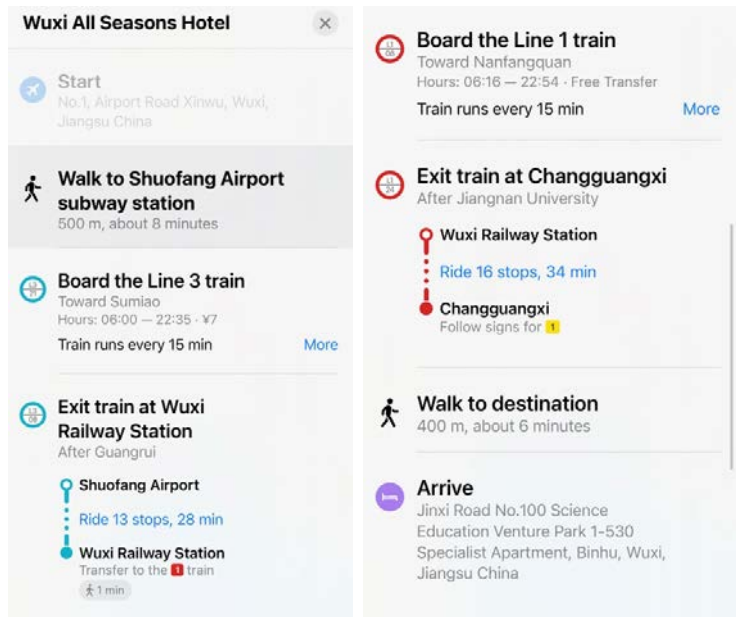
Travel Information

The attendees can choose a suitable route to the hotel or conference.

Sunan Shuofang International Ariport to Jiangnan Four Seasons Hotel (Wuxi All Seasons Hotel)

Taxi: If you would like to take a taxi, please confirm the price with the driver. It would cost around 60 RMB (about 8 US dollars).

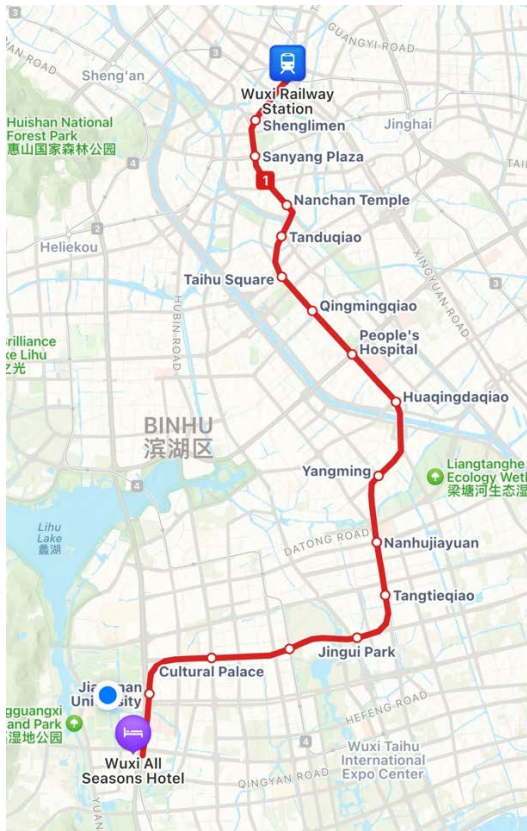
Metro: Attendees can also follow the metro route to the hotel.



Wuxi Railway Station to Jiangnan Four Seasons Hotel (Wuxi All Seasons Hotel)

Taxi: If you would like to take a taxi, please confirm the price with the driver. It would cost around 50 RMB (about 7 US dollars).

Metro: Attendees can also follow the metro route to the hotel.



Wuxi All Seasons Hotel ✕

Start
No.1, Chezhan Road, Liangxi, Wuxi, Jiangsu China

Board the Line 1 train
Toward Nanfangquan
Hours: 06:16 — 22:54 · ¥5
Train runs every 15 min More

Exit train at Changguangxi
After Jiangnan University

- Wuxi Railway Station
- ⋮ Ride 16 stops, 34 min
- Changguangxi
Follow signs for 1

Walk to destination
400 m, about 6 minutes

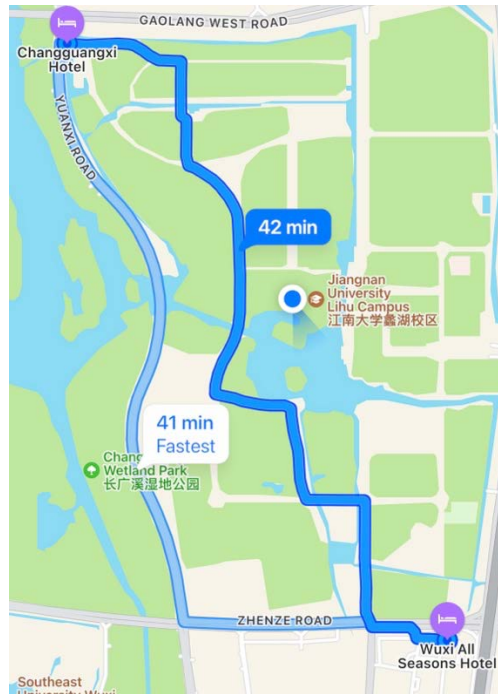
Arrive
Jinxi Road No.100 Science Education Venture Park 1-530 Specialist Apartment, Binhu, Wuxi, Jiangsu China

Jiangnan Four Seasons Hotel (Wuxi All Seasons Hotel) to the conference (Changuangxi Hotel)

Taxi: If you would like to take a taxi to the conference, it would cost about 10 RMB (about 1.5 US dollars), 10 minutes.

Walk: Attendees can also walk to the conference. The walk route is provided below.

Additionally, attendees can walk back to hotel according to this route.



Sunan Shuofang International Aripport to Jiangnan University

Taxi: If you prefer takin a taxi to Jiangnan University, it would cost about 40 RMB (about 6 US dollars).

Metro: Attendees can also follow the metro route to Jiangnan University.

Jiangnan University Lihu Ca...

Start
No.1, Airport Road Xinwu, Wuxi, Jiangsu China

Walk to Shuofang Airport subway station
500 m, about 8 minutes

Board the Line 3 train
Toward Sumiao
Hours: 06:00 – 22:35 · ¥7
Train runs every 15 min

Exit train at Wuxi Railway Station
After Guangrui

Shuofang Airport
Ride 13 stops, 28 min

Wuxi Railway Station
Transfer to the Line 1 train
1 min

Board the Line 1 train
Toward Nanfangquan
Hours: 06:16 – 22:54 · Free Transfer
Train runs every 15 min

Exit train at Jiangnan University
After Cultural Palace

Wuxi Railway Station
Ride 15 stops, 32 min

Jiangnan University
Follow signs for 2

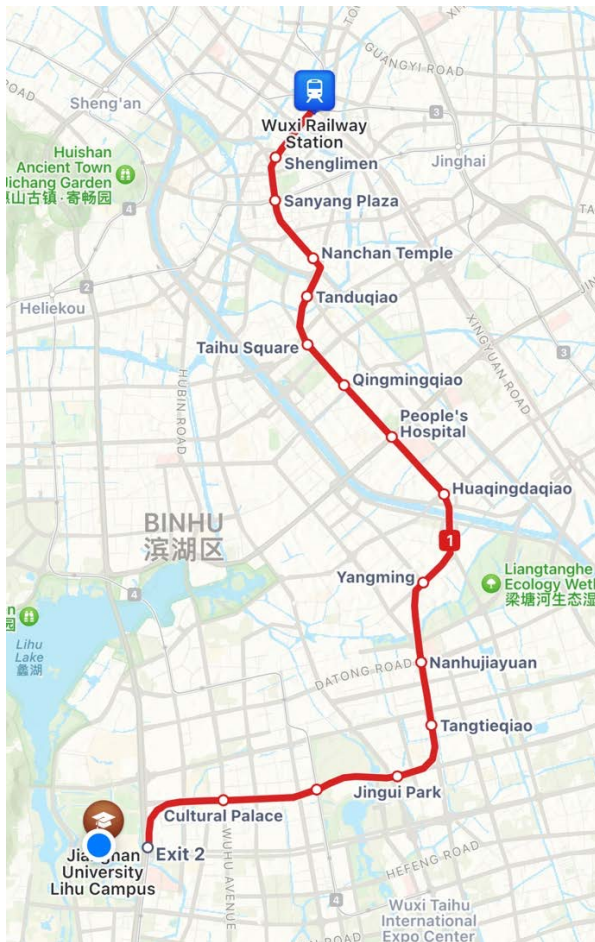
Walk to destination
350 m, about 5 minutes

Arrive
No.1800, Lihu Avenue, Binhu, Wuxi, Jiangsu China

Wuxi Railway Station to Jiangnan University

Taxi: If you prefer taking a taxi to Jiangnan University, it would cost about 50 RMB (about 7 US dollars).

Metro: Attendees can also follow the metro route to Jiangnan University.



Jiangnan University Lihu Ca... ✕

Start
No.1, Chezhan Road, Liangxi, Wuxi, Jiangsu China

Board the Line 1 train
Toward Nanfangquan
Hours: 06:16 — 22:54 · ¥5
Train runs every 15 min [More](#)

Exit train at Jiangnan University
After Cultural Palace

- Wuxi Railway Station
- Ride 15 stops, 32 min
- Jiangnan University
Follow signs for 2

Walk to destination
350 m, about 5 minutes

Arrive
No.1800, Lihu Avenue, Binhu, Wuxi, Jiangsu China